

10

Step Laser Cartridge Remanufacturing Process



STEP 1



INCOMING RAW MATERIALS INSPECTION

All incoming materials: drums, toner, blades, PCRs, magnetic rollers, etc. are verified against stringent standards before they reach the production floor.

STEP 2



SORT AND GRADE

All empty cartridges are sorted and graded. Only premium empty cartridges are used to ensure optimal quality.

STEP 3



RECYCLE

All packaging materials, used hoppers and non-conforming components are disassembled and recycled.

STEP 4



SPLIT AND CLEAN

Empty cartridges are carefully disassembled and cleaned using a proprietary state-of-the-art process. Hopper's are precisely split using custom built automated equipment.


STEP 5



DIGITAL AUTO FILLING

Using automated filling equipment, each cartridge is precisely filled to the exact specified weight. Toner hoppers are filled with premium toners, technically matched to the OPCs (drum) for optimal yields and printer performance.


STEP 6



SEALING

Each toner hopper is sealed with an OEM style seal. Our quality sealing process ensures a leak-proof cartridge that is easy for the consumer to install.


STEP 7



ASSEMBLY

Our factory-trained technicians assemble all cartridges with OEM grade compatible components (up to 75% new components are used in each cartridge.) The assembly process includes the installation of a pre-qualified drum, wiper blade, doctor blade, PCR and magnetic roller.

STEP 8



POST TESTING

Each and every cartridge is post tested utilizing industry standard print tests to ensure outstanding performance and quality.

STEP 9



PACKAGING

All cartridges receive a final inspection to ensure they conform to our stringent quality standards. Cartridges are cleaned, polished, heat-sealed in a static resistant bag and boxed. A full set of instructions and warranty information is included.

STEP 10



QUALITY CONTROL

Each step in our manufacturing process is monitored by dedicated Quality Control experts. Each step in our production process undergoes regular and spot inspections to guarantee that Clover's products meet the expectations of the consumer.

FOR ADDITIONAL INFORMATION

Contact your account manager or visit cloverimaging.com

CLOVER
IMAGING GROUP